





# DairyCo Mobility Score

Category of score	Score	Description of cow behaviour	Suggested action
<b>Good mobility</b> 	0	<p>Walks with even weight bearing and rhythm on all four feet, with a flat back.</p> <p>Long, fluid strides possible.</p>	<ul style="list-style-type: none"> <li>• No action needed.</li> <li>• Routine (preventative) foot trimming when/if required.</li> <li>• Record mobility at next scoring session.</li> </ul>
<b>Imperfect mobility</b> 	1	<p>Steps uneven (rhythm or weight bearing) or strides shortened; affected limbs or limbs not immediately identifiable.</p>	<ul style="list-style-type: none"> <li>• Could benefit from routine (preventative) foot trimming when/if required.</li> <li>• Further observation recommended.</li> </ul>
<b>Impaired mobility</b> 	2	<p>Uneven weight bearing on a limb that is immediately identifiable and/or obviously shortened strides (usually with an arch to the centre of the back).</p>	<ul style="list-style-type: none"> <li>• Lamé and likely to benefit from treatment.</li> <li>• Foot should be lifted to establish the cause of lameness before treatment.</li> <li>• Should be attended to as soon as practically possible.</li> </ul>
<b>Severely impaired mobility</b> 	3	<p>Unable to walk as fast as a brisk human pace (cannot keep up with the healthy herd) and signs of score 2.</p>	<ul style="list-style-type: none"> <li>• Very lame.</li> <li>• Cow will benefit from treatment.</li> <li>• Cow requires urgent attention, nursing and further professional advice.</li> <li>• Cow should not be made to walk far and kept on a straw yard or at grass.</li> <li>• In the most severe cases, culling may be the only possible solution.</li> </ul>

# D.

## How to score your herd

If you haven't scored your herd for a while, information and video clips can be viewed on the DairyCo website at [www.dairyco.org.uk](http://www.dairyco.org.uk). Visit the farm management section and click on What's New and Business Tools.

In general:

1. Check your herd ideally at least once a month.
2. Choose a time and a place which will allow you to observe cows ideally on a hard (ie concrete) non-slip surface. Monitor each cow individually allowing them to make between 6-10 uninterrupted strides. Watch the cows from the side and the rear, and if possible ensure the cow turns a corner as part of her test.
3. Record the identities of cows scoring 2 or 3 and schedule treatment with regular checks to ensure treatment is working.
4. Keep a tally of cows that are score 0 and 1.
5. If you are uncertain about the exact score of a cow, make repeat observations. If you are still unsure, examine her feet.

## Key benefits of scoring

1. Every cow is regularly assessed for the early signs of poor mobility prompting foot trimming and action lists.
2. Mobility trends can be monitored to identify new problems at an early stage.
3. Provision of figures for benchmarking performance.
4. General foot health awareness is increased.
5. Motivates farm staff to improve herd mobility and therefore overall herd health.

For further information on using the mobility score contact the extension officer team at DairyCo on 01285 646500.